Characteristics
- Easy to install
- Removable DIN chassis
- Height adjustable DIN chasis
- Centre distance between two rows is 150 mm
- Removable door
- Removable prepunched top and bottom gland plates

Technical data
- 1.2mm thickness sheet steel with Epoxy powder coating in RAL 9002
- Suitable for modular incomers and outgoings only
- Accessories like key lock, joining kits, etc.
- Boards can be assembled vertically

DR32S

Designation	*No. of rows*	*No. of Modules*	*Cat. Ref.* **Surface mounted**	*Cat. Ref.* **Flush mounted**
DIN Rail Distribution boards 16 module	1	16	**DR16S**	**DR16F**
	2	32	**DR32S**	**DR32F**
	3	48	**DR48S**	**DR48F**
	4	64	**DR64S**	**DR64F**
	5	80	**DR80S**	**DR80F**
	6	96	**DR96S**	**DR96F**
DIN Rail Distribution boards 24 module	4	96	**DR424S**	**DR424F**
	5	120	**DR524S**	**DR524F**
	6	144	**DR624S**	**DR624F**

Designation		*Cat. Ref*
Accessories	Joining kits for surface boards (16mod DB)	**JK01SK**
	Joining kits for flush boards (16mod DB)	**JK01FK**
	1 mod blanking strip	**P032H**
	Key lock	**VZ794N**

invicta type B
distribution boards & panel boards

Hager has developed the invicta Type B distribution boards as a solution for modern residential, commercial and industrial installations. The key features like the state of the art PAN assembly, incomer shrouds adds value to the installation system in terms of safety, elegance and flexibility.

The Panel boards with the feature loaded H3 MCCBs makes the best combination in terms of value for money for the users in terms of flexibility, choice & performance. The solution is versatile with Meter boxes, DIN rail extension boxes and cable spreader boxes.

The whole range offer the best performance and ASTA certified.



Removable and height adjustable PAN assembly

Top ‘Tap-Off’ provision for extension

1.2mm thick treated and powder coated sheet steel



Tin plated copper busbar short circuit withstand :
20kA for 0.2 sec
17kA for 0.25 sec

Removable door and reversible for ease of fitting



Fully insulated busbar
IP 20 incomer shroud

Technical characteristics

Standards:
BS EN 61439 - 1 & 3

Suitable for modular as well as non modular incomers and modular outgoings

ASTA certified

Busbar current rating:
125A
- Rated short circuit withstand for busbars:
  20 kA for 0.2 sec.
  17kA for 0.25 sec.

Removable pre punched top and bottom gland plates.

Incomer cutout width: 9 mod

Reversible doors.

1.2 mm thickness sheet steel with epoxy powder coating in RAL 9002

IP41

Accessories like key lock, DIN rail extension boxes etc...

JK1B08S2

Designation	*Cat. Ref.* **Surface**	*Cat. Ref.* **Flush**
4 way	**JK1B04S2**	**JK1B04F2**
6 way	**JK1B06S2**	**JK1B06F2**
8 way	**JK1B08S2**	**JK1B08F2**
10 way	**JK1B10S2**	**JK1B10F2**
12 way	**JK1B12S2**	**JK1B12F2**
14 way	**JK1B14S2**	**JK1B14F2**
16 way	**JK1B16S2**	**JK1B16F2**
18 way	**JK1B18S2**	**JK1B18F2**
24 way	**JK1B24S2**	**JK1B24F2**

Notes:
1. I/C link kit suitable for 3 pole isolator (up to 125A) / MCBs up to 63A / RCCBs fitted as standard with the DB
2. For product references of boards with I/C fitted, please suffix the I/C product reference to the board reference. e.g. if JK1B04S2 to be fitted with SB399, the new reference will be JK1B04S2SB399.

Invicta - TPN125 type B distribution board extensions & accessories

Designation	*Cat. Ref.*
Incomer link kits	
3 pole isolator (up to 125A) / MCB (up to 63A) (Fitted as standard with the DB)	**JK1L1003SM**
3 pole 80A - 125A MCB	**JK1L1253MM**
3 pole isolator + RCCB	**JK1L1003SR**
3 pole 80A - 125A MCB + RCCB	**JK1L1253MR**
3 pole 125A switch disconnector (JK125S)	**JK1L1253SK**
4 pole isolator (up to 125A) / MCB (up to 63A) / RCCB	**JK1L1004SM**
4 pole 80 - 125A MCB	**JK1L1254MM**
Direct connection kit	**JK2L2504D**
4 pole 80 - 125A MCB + RCCB	**JK1L1254MR**
4 pole isolator + RCCB	**JK1L1004SR**

Cable spreader box	**Surface**	**Flush**
Cable spreader box	**JK1E01S**	**JK1E01F**

DIN rail extension box	**Surface**	**Flush**
16 mod	**JK1E16S**	**JK1E16F**
32 mod	**JK1E32S**	**JK1E32F**
48 mod	**JK1E48S**	**JK1E48F**

JK1XBSP

P032H

JK1XNC

Accessories	
Top & bottom gland plate with screws	**JK1XGP**
1 mod blank	**P032H**
1 mod MCB blank	**JK1XBSP**
Busbar protective boot	**P100H**
Key lock	**JK1XKLS**
Incomer shroud 9 mod	**JK1XIS**
Netural terminal cover IP2X	**JK1XNC**



Order codes for invicta split busbar boards without wire sets.

No. of ways Section A	*Section B*	*Cat. Ref.* **Surface**	*Cat. Ref.* **Flush**
2	2	**JK1B022S2**	**JK1B022F2**
4	2	**JK1B042S2**	**JK1B042F2**
4	4	**JK1B044S2**	**JK1B044F2**
6	2	**JK1B062S2**	**JK1B062F2**
6	4	**JK1B064S2**	**JK1B064F2**
6	6	**JK1B066S2**	**JK1B066F2**
8	2	**JK1B082S2**	**JK1B082F2**
8	4	**JK1B084S2**	**JK1B084F2**
8	6	**JK1B086S2**	**JK1B086F2**
8	8	**JK1B088S2**	**JK1B088F2**
10	4	**JK1B104S2**	**JK1B104F2**

Invicta - TPN125 type B distribution boards with split busbar with wire set



JK1B042S2WA316

To fit up to 125A isolator 2 nos of 4P RCCB (Section A and B) as incomers.

No. of out going ways Section A	*Section B*	*Cat. Ref.* **Surface**	*Cat. Ref.* **Flush**
2	2	**JK1B022S2WA316**	**JK1B022F2WA316**
4	2	**JK1B042S2WA316**	**JK1B042F2WA316**
4	4	**JK1B044S2WA316**	**JK1B044F2WA316**
6	2	**JK1B062S2WA316**	**JK1B062F2WA316**
6	4	**JK1B064S2WA316**	**JK1B064F2WA316**
6	6	**JK1B066S2WA316**	**JK1B066F2WA316**
8	2	**JK1B082S2WA316**	**JK1B082F2WA316**
8	4	**JK1B084S2WA316**	**JK1B084F2WA316**
8	6	**JK1B086S2WA316**	**JK1B086F2WA316**
8	8	**JK1B088S2WA316**	**JK1B088F2WA316**
10	4	**JK1B104S2WA316**	**JK1B104F2WA316**

Notes:
Incomers are not fitted and should be ordered separately

Invicta - TPN125 type B distribution board with split busbar accessories

JK1XBSP

P032H

JK1XNC

Designation		*Cat. Ref.*
Cable spreader box	**Surface**	**Flush**
Cable spreader box	**JK2E01S**	**JK2E01F**
DIN rail extension box		
16 mod	**JK2E16S**	**JK2E16F**
32 mod	**JK2E32S**	**JK2E32F**
48 mod	**JK2E48S**	**JK2E48F**
Accessories		
Top & bottom gland plate with screws		**JK1XGP**
1 mod blank		**P032H**
1 mod MCB blank		**JK1XBSP**
Busbar protective boot		**P100H**
Key lock		**JK1XKLS**
Incomer shroud 13 mod		**JK2XISS**
Netural terminal cover IP2X		**JK1XNC**

Technical characteristics

Standards:
BS EN 61439 - 1 & 3

Suitable for non modular incomers and modular outgoings

ASTA certified

Busbar current rating:
250A

- Rated short circuit withstand for busbars:
  20kA for 0.2 sec
  17kA for 0.25 sec.

Removable pre punched top and bottom gland plates.

Reversible doors.

1.2 mm thick, sheet steel RAL 9002 epoxy powder coated enclosure.

IP41

Accessories like key lock, DIN rail extension boxes etc...

JK2B06S2

Designation	*Cat. Ref.* **Surface**	*Cat. Ref.* **Flush**
4 way	**JK2B04S2**	**JK2B04F2**
6 way	**JK2B06S2**	**JK2B06F2**
8 way	**JK2B08S2**	**JK2B08F2**
10 way	**JK2B10S2**	**JK2B10F2**
12 way	**JK2B12S2**	**JK2B12F2**
14 way	**JK2B14S2**	**JK2B14F2**
16 way	**JK2B16S2**	**JK2B16F2**
18 way	**JK2B18S2**	**JK2B18F2**
24 way	**JK2B24S2**	**JK2B24F2**

Notes:
1. I/C link kits are not supplied as standard, please order link kits separately.
2. 13mod Blank supplied with link kit to suit JK switch/MCCB incomers
3. For product references of boards with I/C fitted, please suffix the I/C product reference to the board reference.
   e.g. if JK2B04S2 to be fitted with JK200S, the new reference will be JK2B04S2JK200S.
   e.g. if JK2B04S2 to be fitted with MCCB HHA100Z, the new reference will be JK2B04S2HHA100Z.

Invicta - TPN250 type B distribution board extensions & accessories

Designation	*Cat. Ref.*
Incomer link kits	
3 pole 160A switch disconnector (JK160S)	**JK2L1603SK**
3 pole 200A / 250A switch disconnector (JK200S/JK250S)	**JK2L2503SK**
3 pole X160 Frame MCCB (up to 160A)	**JK2L1603MH**
3 pole X250 Frame MCCB (up to 250A)	**JK2L2503MH**
4 pole X160 Frame MCCB (up to 160A)	**JK2L1604MH**
4 pole X250 Frame MCCB (up to 250A)	**JK2L2504MH**
Direct connection kit	**JK2L2504D**

Cable spreader box	**Surface**	**Flush**
Cable spreader box	**JK2E01S**	**JK2E01F**

DIN rail extension box		
16 mod	**JK2E16S**	**JK2E16F**
32 mod	**JK2E32S**	**JK2E32F**
48 mod	**JK2E48S**	**JK2E48F**

Accessories	
Top & bottom gland plate with screws	**JK2XGP**
1 mod blank	**P032H**
1 mod MCB blank	**JK1XBSP**
Busbar protective boot	**P100H**
Key lock	**JK1XKLS**
Neutral terminal cover IP2X	**JK1XNC**
13 mod blank for 160A switch disconnector (JK160S)	**JK2XBSK1**
13 mod blank for 200/250A switch disconnector (JK250S)	**JK2XBSK2**
13 mod blank for X160 frame MCCB	**JK2XBMH1**
13 mod blank for X250 frame MCCB	**JK2XBMH2**

JK1XBSP

P032H

JK1XNC

Optimal cabling space.

Ease of phase identification L1, L2, L3 mouldings show through when the front cover is fitted. Textured surface on bus-bar assembly allows contractor to write circuit identification.

Earth and neutral bars positioned for easier cabling

Multiple incomer choice switch or MCCB

Technical characteristics

Standards:
BS EN 61439 - 1 & 2

Suitable for non - modular (MCCBs & isolating switches) incomers and MCCB outgoings.

Option for installing CTs in meterable versions.

ASTA certified

Busbar current rating:
250A

- Rated short circuit withstand for busbars 25KA for 1 sec

Removable top and bottom gland plates.

1.5 mm thickness sheet steel with epoxy powder coating RAL 9002

IP41

Accessories like key lock, DIN rail extension boxes etc...

JN2B00006S2

Designation	*No. of out going ways X160 frame MCCB (up to125A)*	*Provision for 3 pole switch disconnector (JK200S / JK250S) / X250 frame MCCB (up to 250A) incomer* **(non-meterable)**	*Provision for 3 pole X250 / h250 frame MCCB (up to 250A) incomer* **(meterable)**
250A panel board Incomer: X250 / h250 frame MCCB (up to 250A) / JK200S / JK250S switch disconnector Outgoing: X160 frame MCCB (up to 125A)	2	**JN2B00002S2**	**JN2B00002S3**
	4	**JN2B00004S2**	**JN2B00004S3**
	6	**JN2B00006S2**	**JN2B00006S3**
	8	**JN2B00008S2**	**JN2B00008S3**
	10	**JN2B00010S2**	**JN2B00010S3**
	12	**JN2B00012S2**	**JN2B00012S3**
	16	**JN2B00016S2**	**JN2B00016S3**

Notes:

1. Incomer link kits are not supplied as standard for non meterable boards. For link kits refer below table
2. 3 pole incomer link kits are supplied with the meterable boards.

Invicta - 250A panel board accessories

Description	*Cat. Ref.*
Incomer kits	
3 pole X250 frame MCCB	**JN2L2503MH**
3 pole H250 frame MCCB (for meterable boards only)	**JN2L2503MHH**
3 pole switch disconnector (JK200S/JK250S)	**JN2L2503SK**
250A direct incomer kit	**JN2L2503D**
Extension box Cable spreader box / Meter box without cutout	**JN2E01S**
Meter box with cutout (Provision for 96mm x 96mm for VM/AM, RYB indicating lamps, selector switches)	**JN2E02S**
20 mod din rail box	**JN2E20S**
Accessories / spares Single pole X160 frame MCCB blank	**JN2XBSP**
Key lock	**JK1XKLS**

JN2E02S

Technical characteristics

Standards:
BS EN 61439 - 1 & 2

Suitable for MCCBs incomers and outgoings.

Option for installing CTs in meterable versions.
ASTA certified

Busbar current rating:
400A

- Rated short circuit withstand for busbars 35KA for 1 sec

Removable top and bottom gland plates.

1.5 mm thickness sheet steel with epoxy powder coating RAL 9002

IP41

Accessories like key lock, DIN rail extension boxes etc...



JNAB00404S2

Designation	*No. of out going ways X160 frame MCCB (up to125A)*	*Provision for 3 pole h400 frame MCCB incomer* **(non-meterable)**	*Provision for 3 pole h400 frame MCCB incomer* **(meterable)**
400A panel board Incomer: h400 frame MCCB (up to 400A) Outgoing: X160 frame MCCB (up to 125A)	4	**JN4B00004S2**	**JN4B00004S3**
	6	**JN4B00006S2**	**JN4B00006S3**
	8	**JN4B00008S2**	**JN4B00008S3**
	10	**JN4B00010S2**	**JN4B00010S3**
	12	**JN4B00012S2**	**JN4B00012S3**
	16	**JN4B00016S2**	**JN4B00016S3**

Designation	*No. of out going ways X250 frame MCCB (up to 250A)*	*No. of out going ways X160 frame MCCB (up to125A)*	*Provision for 3 pole h400 frame MCCB incomer* **(non-meterable)**	*Provision for 3 pole h400 frame MCCB incomer* **(meterable)**
400A panel board Incomer: h400 frame MCCB (up to 400A) Outgoing: X250 frame MCCB (up to 250A) + X160 frame MCCB (up to 125A)	2	2	**JN4B00202S2**	**JN4B00202S3**
	2	4	**JN4B00204S2**	**JN4B00204S3**
	2	6	**JN4B00206S2**	**JN4B00206S3**
	2	8	**JN4B00208S2**	**JN4B00208S3**
	2	10	**JN4B00210S2**	**JN4B00210S3**
	2	14	**JN4B00214S2**	**JN4B00214S3**

Notes:

1. Incomer link kits are not supplied as standard for non-meterable boards. For link kits refer below table
2. 3 pole incomer link kits are supplied with the meterable boards.

Invicta - 400A panel board accessories

JN4E02S

JN8E02S

Description	*Cat. Ref.*
Incomer kits	
3 pole h400 frame MCCB	**JN4L4003MH**
400A direct incomer kit	**JN4L4003D**
Extension box	
for X160 frame MCCB outgoing	
Cable spreader box / Meter box without cutout	**JN4E01S**
Meter box with cutout	**JN4E02S**
(Provision for 96mm x 96mm for VM/AM, RYB indicating lamps, selector switches)	
24 mod din rail box	**JN4E24S**
for X250 + X160 frame MCCB outgoing	
Cable spreader box / Meter box without cutout	**JN8E01S**
Meter box with cutout	**JN8E02S**
(Provision for 96mm x 96mm for VM/AM, RYB indicating lamps, selector switches)	
32 mod din rail box	**JN8E32S**
Accessories / spares	
Blank for single pole X160 frame MCCB	**JN2XBSP**
Blank for three pole X250 frame MCCB	**JN4XBTP**
Key lock	**JK1XKLS**

Technical characteristics

Standards:
BS EN 61439 - 1 & 2

Suitable for MCCBs incomers and outgoings.

Option for installing CTs in meterable versions.

ASTA certified

Busbar current rating:
800A

Rated short circuit withstand for busbars 40KA for 1 sec

Removable top and bottom gland plates.

1.5 mm thickness sheet steel with epoxy powder coating in RAL 9002

IP41

Accessories like key lock, DIN rail extension boxes etc...

JN8B00006S2

Description	*No. of out going ways X250 frame MCCB (up to 250A)*	*No. of out going ways X160 frame MCCB (up to125A)*	*Provision for 3 pole h630/h800 frame MCCB incomer* **(non-meterable)**	*Provision for 3 pole h630/h800 frame MCCB incomer* **(meterable)**
630A / 800A panel board Incomer: h630 frame MCCB (up to 630A) / h800 frame MCCB (up to 800A) Outgoing: X160 frame MCCB (up to 125A)	/	4	**JN8B00004S2**	/
	/	6	**JN8B00006S2**	/
	/	8	**JN8B00008S2**	/
	/	10	**JN8B00010S2**	/
	/	12	**JN8B00012S2**	/
	/	16	**JN8B00016S2**	/
630A / 800A panel board Incomer: h630 frame MCCB (up to 630A) / h800 frame MCCB (up to 800A) Outgoing: X250 frame MCCB (up to 250A)	4	/	**JN8B00400S2**	/
	6	/	**JN8B00600S2**	/
	8	/	**JN8B00800S2**	/
	10	/	**JN8B01000S2**	/
	12	/	**JN8B01200S2**	/
	16	/	**JN8B01600S2**	/
630A / 800A panel board Incomer: h630 frame MCCB (up to 630A) / h800 frame MCCB (up to 800A) Outgoing: X250 frame MCCB (up to 250A) + X160 frame MCCB (up to 125A)	2	2	**JN8B00202S2**	**JN8B00202S3**
	2	4	**JN8B00204S2**	**JN8B00204S3**
	2	6	**JN8B00206S2**	**JN8B00206S3**
	2	8	**JN8B00208S2**	**JN8B00208S3**
	2	10	**JN8B00210S2**	**JN8B00210S3**
	2	14	**JN8B00214S2**	**JN8B00214S3**
630A / 800A panel board Incomer: h630 frame MCCB (up to 630A) / h800 frame MCCB (up to 800A) Outgoing: X250 frame MCCB (up to 250A) + X160 frame MCCB (up to 125A)	4	2	**JN8B00402S2**	/
	4	4	**JN8B00404S2**	/
	4	6	**JN8B00406S2**	/
	4	8	**JN8B00408S2**	/
	4	10	**JN8B00410S2**	/

Notes:
1. Incomer link kits are not supplied as standard for non meterable boards, For link kits please refer next page.
2. 3 pole h630 frame MCCB incomer link kits are supplied with the meterable boards.