

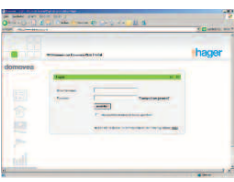


Features:

The tebis KNX domovea visualisation and control system connects the tebis KNX bus system with the IP world. This is provided by a server with modular design, which sits invisibly on the distribution board where it works silently and energy efficiently. All the data on the server can be accessed from any connected Windows® compatible client - whether it be a conventional PC, notebook or wall-mounted Touch Panel. The same functionality can be used as a software solution, without any hardware. Worldwide access is ensured via the Hager Portal.

Advantages:

- Server in modular form or as a software solution
- Able to be updated via USB interfaces
- Intuitive user interface for display and control of:
 - Lighting
 - Blinds and roller shutters
 - Heating control
- Graphic display of energy consumption
- Connection of IP cameras
- Integrated logic and sequence module
- Worldwide access via the domovea Internet portal (www.domovea.com)
- iPhone App for local or remote use.

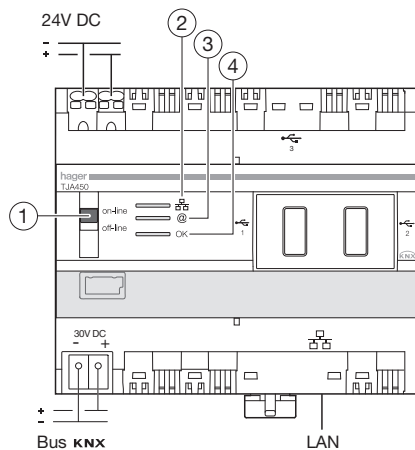
Description	Characteristics	Width in 17.5mm	Cat. ref.
 <p>TJA450</p>	<p>domovea server incl. software</p> <ul style="list-style-type: none"> - Power supply: 24 V DC - Connections: <ul style="list-style-type: none"> - KNX connectors - 3x USB 2.0, Type A Jack - RJ45 Connection - quickconnect - Configuration software and client on supplied USB memory stick 	<p>6</p>	<p>TJA450</p>
<p>domovea system package For installation of domovea in a KNX/IP environment</p>	<p>Consisting of:</p> <ul style="list-style-type: none"> - TJA450 domovea server with remote access - TGA200 power supply 		<p>TJA451</p>
 <p>TJ701A</p>	<p>domovea software server with USB/KNX interface</p> <ul style="list-style-type: none"> - domovea system software solution for installation on a Windows® compatible PC - KNX/USB interface with integrated license key - Server, configurations and client software on the supplied USB memory stick - USB Connection cable, 1 m 		<p>TJ701A</p>
 <p>TJ550</p>	<p>domovea remote access Remote access to the domovea server via the secure Hager Internet portal (www.domovea.com)</p>		<p>TJ550</p> <ul style="list-style-type: none"> - License key supplied on a USB memory stick - The possibility to access the KNX project externally using an Internet browser or domovea iPhone App (not included in the supply)



TGA200

Description	Characteristics	Width in ■ 17.5mm	Cat. ref.
Voltage supply 24 V DC	<ul style="list-style-type: none"> - Power supply: 230 V AC, 50 Hz - Output voltage: 24 V DC - Output current: 1.0 A - 4 PLE 	4	TGA200
iPhone-App	<p>The iPhone-App can be found using the search term domovea and downloaded from the Apple App Store.</p>		
iPad-App	<p>The iPad-App can be found using the search term domovea and downloaded from the Apple App Store.</p>		
Android-App	<p>The Android-App can be downloaded from the Android Market</p>	Purchase via Android Market	

TJA450 connection diagram



	LED status	Meaning	Fault clearance
②	Not lit	No network connection	Connect network cable
	Red, continuous	IP address conflict	Check the IP addresses use on the network
	Green, flashing	Waiting for IP address from DHCP server	-
③	Green, continuous	IP address found	-
	Not lit	No network connection	Connect network cable
④	Red, continuous	Portal not accessible or access denied	Check Internet connection
	Green, flashing	Connecting to portal	-
OK	Green, continuous	Portal connection established	-
	Red, flashing	Power supply problem	Check the power supply
①	Red, continuous	Defective device	Notify Hager technical support
	Green, flashing	domovea server starting	-
	Green, continuous	domovea server ready for use	-

TJA450 technical data

Reference	TJA450
KNX Connection	KNX-Bus 30 V DC
Auxiliary voltage	24 V DC (TBTS, SELV, ZLVS)
Power from the bus	10 mA max., 30 V DC
Power from the auxiliary voltage supply	150 mA max., 24 VDC
Ethernet network	100 BaseT (100 Mbit/s)
Bus connections	0.6 - 0.8 mm ²
Power supply connection	0.75 - 2.5 mm ²
Ethernet/IP network connection	RJ 45
Operating temperature	0° C → +45° C
Storage temperature	-20° C → +70° C
Protection rating	IP20
Dimensions (1 PLE = 17,5 mm)	6 PLE

System requirements:

- Microsoft® Windows® XP/Vista/Windows 7/Windows Media Center
- Pentium processor with at least 600 MHz or equivalent
- At least 128 MB RAM, recommended 256 MB or greater
- VGA graphics card with at least 16 Bit colour depth (High Color) and a resolution of 1024 x 768 pixels
- Minimum available hard drive memory of 500 MB
- CD/DVD drive or network adapter

Capacity of functions:

- 100 groups (sections of buildings, rooms, areas, etc.)
- 500 devices (e.g. for lighting, blinds and sensors, etc.)
- 10 IP cameras (selected from a specified manufacturers' list)
- 50 sequences
- 30 Clients (Profile)
- Image memory for groups and devices, max. 20 MB

TGA200 technical data

Reference	TGA200
Dimensions (1 PLE = 17.5 mm)	4 PLE
Supply voltage	230 V AC 50/60 Hz
Dissipation max.	3.6 W
KNX system voltage	24 V DC, 1A
Number of outputs	4 PLE
Measurement current	
Mains failure buffering	
Connection	
Mains power supply flexible	Connectors 0.75 - 2.5 mm ²
solid	0.75 - 2.5 mm ²
Bus	
Display/operation	
Operating indicator	LED (Green)
Overvoltage indicator	LED (Red)
Reset indicator	LED (Red)
Reset button	
Ambient temperature	
Storage	-20°C to +70°C
Operation	0°C to +45°C

TGA200 Power supply

