

domovea – Smart Home

# The new generation

One app. Endless functions.



:hager



**The smart home  
has come of age.  
It's time for a new  
generation of  
home automation  
control systems:  
domovea**

## The benefits

# One app to control everything

Whatever protocols they use, domovea provides a common interface for all your smart devices, enabling them to communicate seamlessly. In other words, domovea lets you create a single system from a range of stand-alone solutions.

### **A future-proof interface for the Internet of Things**

domovea makes it possible to integrate web-based IoT services with your smart home.

### **Automatic updates**

Interfaces for popular digital services such as Amazon Echo and Google Home come preinstalled with domovea and are ready to be activated as and when you need them. You can choose to receive the latest updates automatically, ensuring that your home automation software is always up to date.

### **Security built in**

With all of this technology, we've got all bases covered: domovea allows you to control your home even if the Internet, server and cloud go down all at once.

### **Integrated energy monitoring**

We wouldn't be living up to the Hager name if our smart control system didn't come with an energy monitoring feature built in. View your energy usage, costs and savings anytime, anywhere.

### **Data security: you set the rules**

domovea controls your smart home via KNX. As well as opening the door to the wide world of online services, our solution also supports fully offline solutions. The choice is yours: Opt for the latter, and data about your habits is only transmitted to your technology hub's local server – and no further.

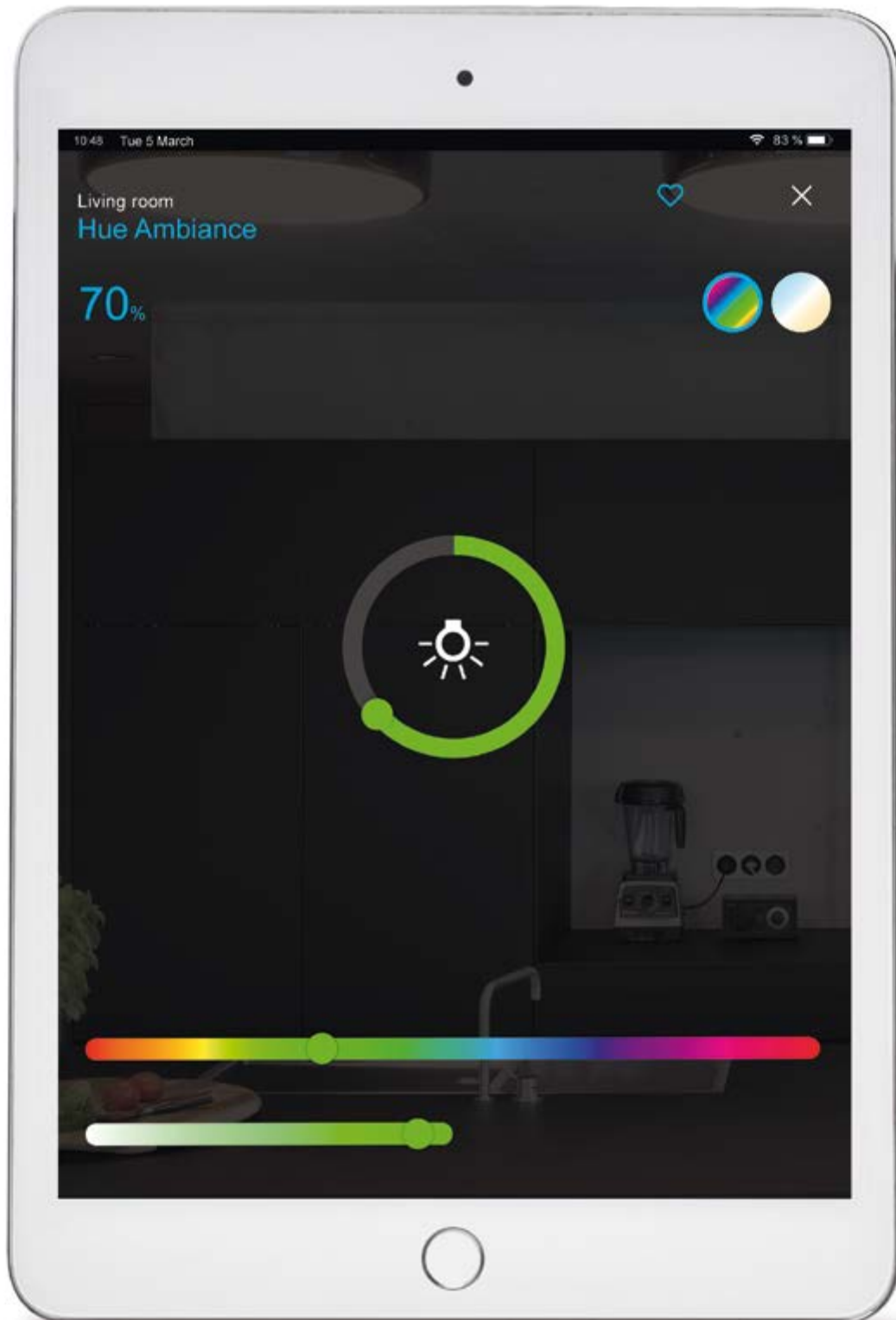
**For more on data security, turn to pages 20 and 21.**



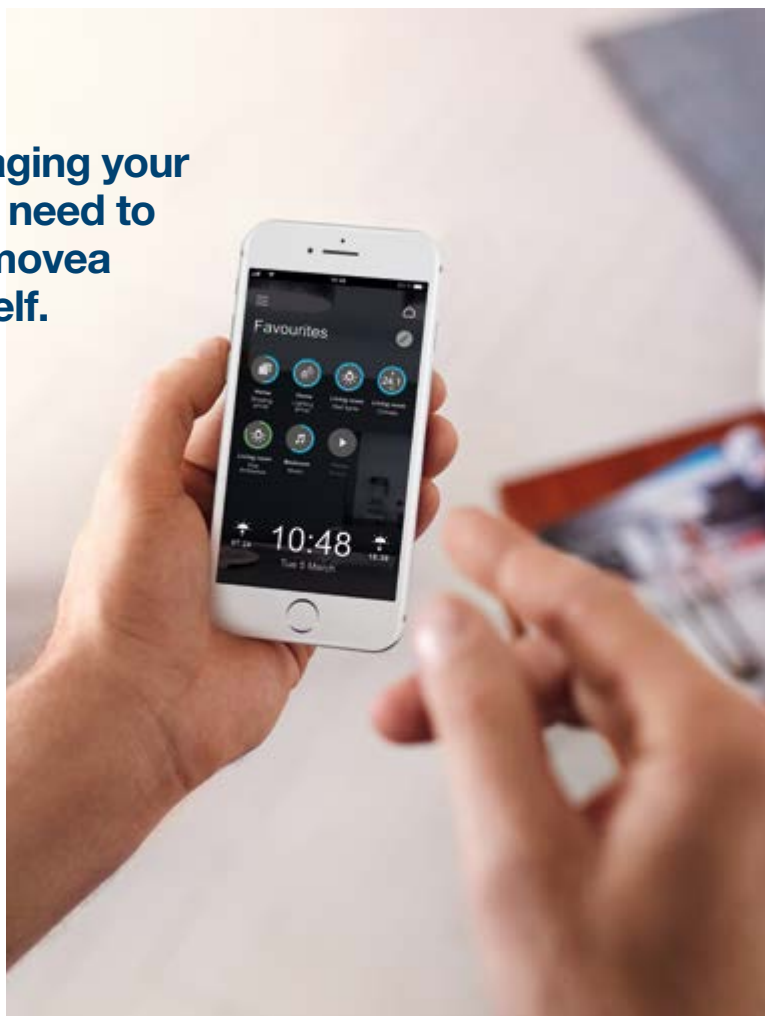


**When we designed the user interface, we were careful to ensure it looks just as good on a smartphone as it does on a tablet or touch panel.**

# Smart in every sense



**Intuitive control:**  
When it comes to managing your smart home, there's no need to read a manual. The domovea interface speaks for itself.



**Download**

The free domovea app is available to download from the Google Play Store or the Apple App Store.

**Background:** Configure your background, icons and folders with their own images and colours. This not only looks great, it also makes the system easier to navigate.

**Organise the interface:** You can personalise the domovea interface just as you would on your smartphone. For example, you can save and arrange favourites, as well as define customised sequences. The display settings also give you the choice of two colour schemes: blue or multicoloured.

**Control:** Adjust lights, blinds and volume levels using a single finger.

**Design sequences:** Here's where things start to get really interesting. Set up combinations of lighting, shading, light levels, temperature and music for certain scenarios and access them at the touch of a button. Your system integrator would call it "creating a 'domogram'".

# Intuitive, informative, customised

The versatility of domovea is reflected in the wide range of devices that you can use to control your smart home. The choice is yours.



#### Laptop or tablet

People usually find that using a tablet or laptop is the most convenient way to set up functions or scenarios.

#### Smartphone

The smartphone is the most popular control device. With this in mind, when developing the app we were careful to ensure that the interface is just as clear and user-friendly when viewed on smaller displays.





### Smart watch

Control your smart home on the go: You can even control certain applications while out jogging.



### Touch panel

You never need to hunt for this control device: A touch panel is always in the same place just like a light switch, but it displays information as clearly as a tablet.



### Berker KNX room temperature controller with room controller

Here's another thing that's smart: This room temperature controller is an all-in-one sensor and control unit. Sensor strips allow you to launch stand-alone smart functions or even complex scenarios with a simple swipe or tap.



The possibilities

# Nothing connects like KNX


KNX is the common language of smart devices. It is an open standard, so devices made by other manufacturers also communicate via KNX. They speak the same language as your smart home and can therefore be integrated without any problems.

More than 450 companies around the world now default to this system. Not only does this guarantee that your KNX smart home is future-proof; it gives you a wide range of products to choose from. See for yourself...





**KNX and domovea:  
Manage all of this with a  
single control device.**



- 01** Automated window opener
- 02** Blind control
- 03** Awning control
- 04** Away-from-home scenarios
- 05** Alarm system
- 06** Outdoor lighting control
- 07** Ventilation systems

- 08** Intercom systems
- 09** Smart kitchen appliances
- 10** Indoor lighting control
- 11** Outdoor IP cameras
- 12** Automatic irrigation systems
- 13** Robot lawnmower
- 14** Voice control

- 15** Robot vacuum cleaner
- 16** Temperature control
- 17** Smart sound systems
- 18** Smart washing machine
- 19** Insert your idea here...

The integrated IoT controller

# The interface to the Internet of Things (IoT)


Alexa, Google, Sonos, Philips Hue, Netatmo-connected car, smart household appliances, and your smartphone... domovea integrates all these elements of the IoT, the Internet of Things, into your smart home. It also supports the web-based IFTTT service.

This allows you to create your own if-this-then-that combinations: If sunny weather is forecast, the awning should be extended. These combinations are known as 'applets'. There are plenty of pre-programmed applets available online. Creating an integrated smart home is easier than you think.

The perfect lawn courtesy of the Internet of Things: The internet-controlled robot lawnmower makes sure the grass is always exactly three centimetres high.



**With domovea and IFTTT, you make the rules. domovea connects your smart home to the Internet, unlocking a whole world of possibilities:**



# domovea opens doors

domovea really does control everything. Even intercom systems. We have expertly integrated the functions of Hager's door communication system into domovea. This technology allows you to see who is standing on your doorstep, even if you're on holiday relaxing on the beach.



With domovea, you can get a clear view of the person ringing your doorbell by connecting cameras from the 2-wire intercom system in combination with IP cameras.






The system can also be operated via the elcom Access App from Hager.



## The control room

This is where all the wires converge. Your car sends a message to the control room: '150m to go before we reach the drive', and from here, your garage door receives the command: 'Open!' Your control room can do all this and much more. It's worth taking a peek inside the control room.

**Configuring a smart home is a bit like building your own little spaceship. And this is the command centre**



# You decide how much data to share

domovea is based on an implementation of KNX. This form of automation control gives your data maximum protection. If you choose not to incorporate online services and voice commands, you can also control your smart home offline.

## 01

### Offline control

Lights, motion detectors, temperature sensors, the intercom system... every single device, sensor and control unit connected to the control room via KNX is part of your domestic installation. Within this, system (e.g. your timer functions) is only transmitted to the local domovea server. And that's where it stays. The domovea server sits in your control room.

## 02

### WLAN control

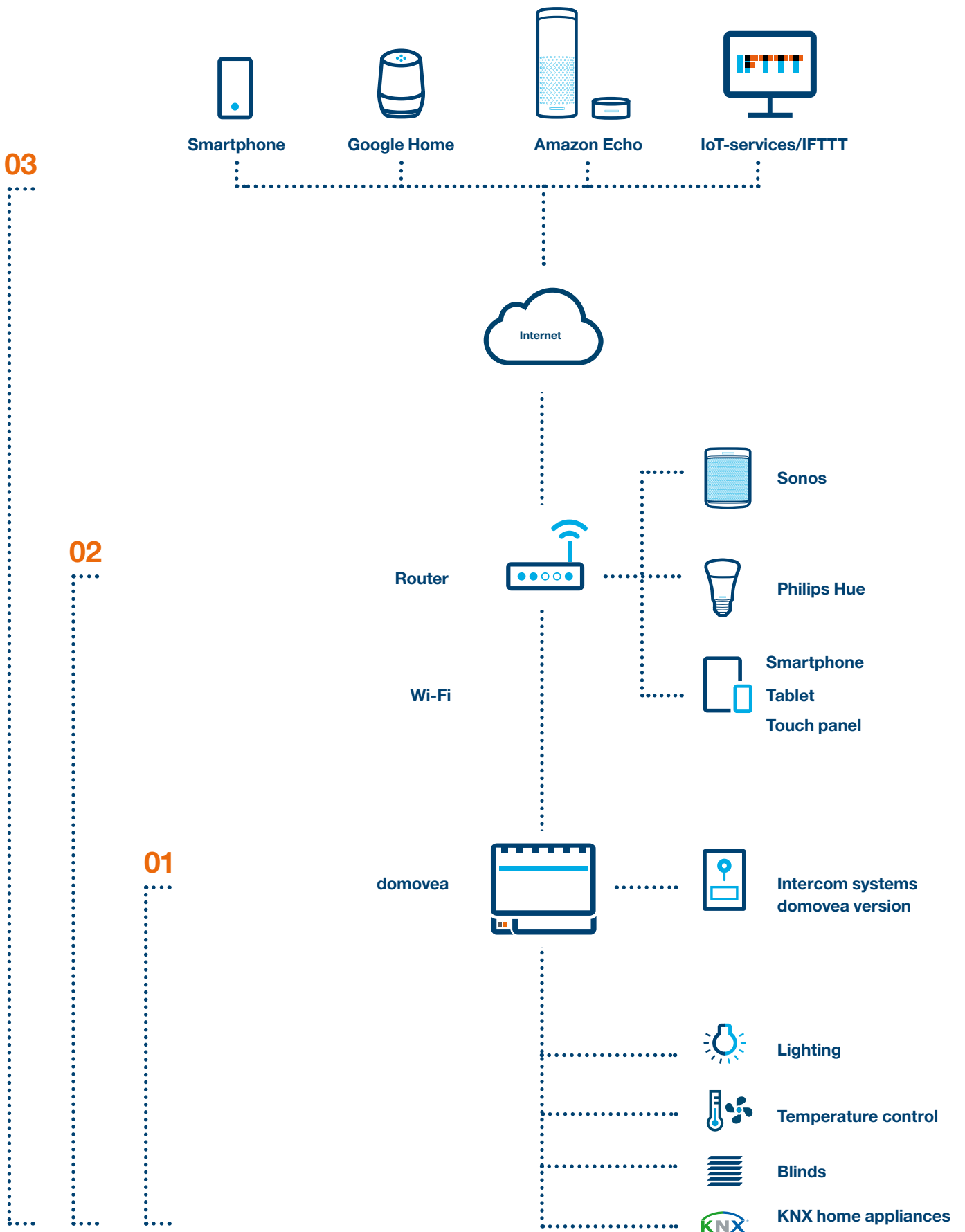
Smart devices such as Sonos speakers and Philips Hue lightbulbs operate using WLAN and only need Internet access when they are first installed. The range of devices that can be controlled on tablets and smartphones in WLAN mode is continuously expanding. In this mode, data is only exchanged within your WLAN, making it just as secure as your home network itself.

## 03

### Online control

If you integrate Internet services or speech control into your smart home, these services need to receive data from you before they can perform their functions. This data is transmitted to the corresponding services. This also applies when you are using your smartphone as a controller and your WLAN signal is out of range. In this case, the relevant data is shared with the cloud server.

# Here are the blueprints for your smart home:



## Expert consultation

# Let's go!

Configuring and installing a smart home and its control system is a complex project. When it comes to the initial installation, having an expert by your side is a must.

Your system integrator will be familiar with the parameters and ways to optimise the system. Furthermore, the foundation of this state-of-the-art smart home ecosystem is built on a robust KNX-based electrical installation. And that can only be set up by a professional.



And from the moment your system integrator hands you the controller, it's all plain sailing. Making adjustments, creating new scenarios, integrating a new smart device – this can all be done in your own time. domovea shows you how.

## Go smart with domovea

Whether you're already a smart home pro or aspiring to become one, domovea expert is the system for you. This solution handles the whole range of smart functions and the server can accommodate even more interfaces. This is why domovea is ideal for controlling automation in large villas, apartment buildings, offices and commercial properties.

**Get in touch with your closest Hager partner! They will be happy to advise you.**



### domovea at a glance

- One app – any smart function
- Creates a single system from separate smart devices
- Intuitive control via smartphone, tablet, touch panel, PC or Mac
- Connects the smart homes to the Internet
- Future-proof thanks to automatic updates
- Integrates the Internet of Things (IoT) into your smart home



**Hager Electro GmbH Co. KG**

Zum Gunterstal  
66440 Blieskastel  
Germany

**Hager Electro S.A.S.**

132, Boulevard d'Europe  
67215 Obernai cedex  
France

Tel: +33 (0)3 88 49 50 50

**Hager Middle East FZE**

Office 222-227, Building A4  
Dubai Digital Park, Dubai Silicon Oasis  
PO Box N° 61056, Dubai  
United Arab Emirates

Tel: (+971) 4 510 5300  
Fax: (+971) 2 4251598  
Email: info.me@hager.com

**Hager Electro B.V.**

Building N° 1, Office No. 24  
Al-Bayt Bldg, King Abdul Aziz Street  
PO Box N° 4280, Riyadh  
Kingdom of Saudi Arabia  
Tel: (+966) 11 292 4541  
Fax: (+966) 11 292 3744

**Hager Electro B.V.**

Building N° 840, Office N° 7  
Concord Business Center  
Al Rawabi Street, C Ring Road  
PO Box N° 31830, Doha  
Qatar

Tel: (+974) 4032 6447  
Fax: (+974) 4441 8707

[hager-me.com](http://hager-me.com)

